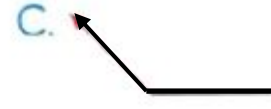
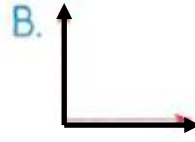
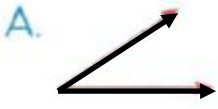

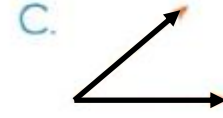
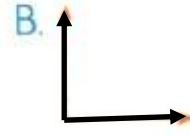


AÇILAR TEST


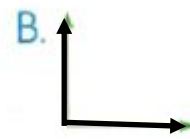
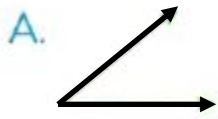
1. Aşağıdakilerden hangisi bir açı belirtmez?



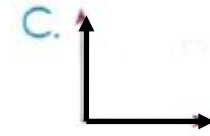
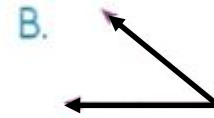
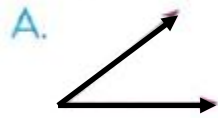
2. Yandaki geometrik cisimden yararlanarak aşağıdaki açılardan hangisi çizilebilir?



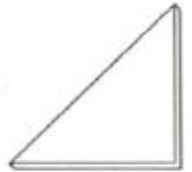
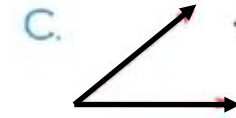
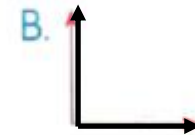
3. Hangi seçenekteki açı modeli dikdörtgenin açılarından biridir?



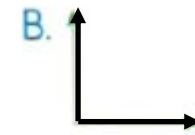
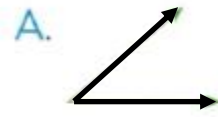
4. Aşağıdaki açı modellerinden hangisi diğer ikisinden farklıdır?



5. Hangi açı modeli, yandaki tangram parçasıyla çizilemez?



6. Yandaki gönye ile aşağıdakilerden hangisi çizilemez?

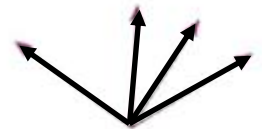


7. Yandaki şekilde kaç tane açı vardır?

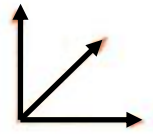
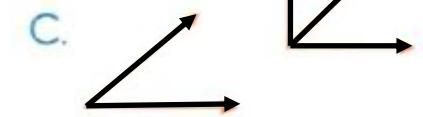
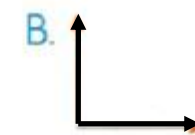
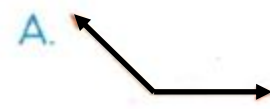
A. 3

B. 5

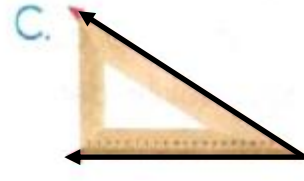

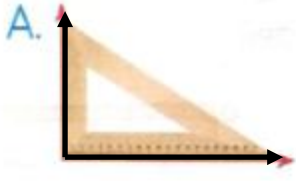
C. 6



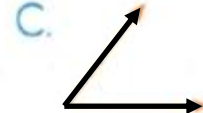
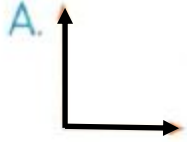
8. Yandaki şekilde aşağıdakilerden hangisi yoktur?



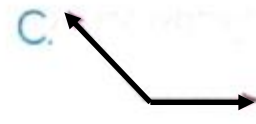
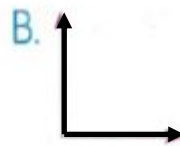
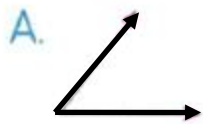
9. Aşağıda gönyenin kenarlarından yararlanılarak çizilen açılardan hangisi dik açıdır?



10. Aşağıda çizgi modelleri verilen açılardan hangisi dik açıdır?



11. Karenin bir köşesi ve bu köşeden çıkan kenarları aşağıdaki açılardan hangisinin modelidir?

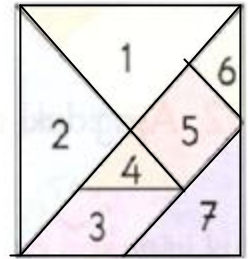


12. Yanda tangramın parçaları gösterilmiştir. Bu parçalardan hangisinin kenarlarından yararlanarak dik açı çizilemez?

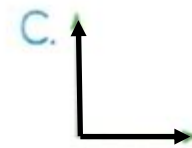
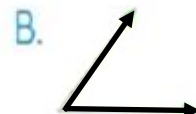
A. 1

B. 3

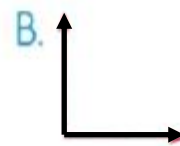
C. 6



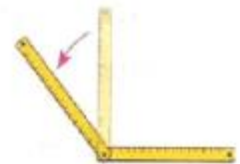
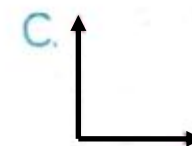
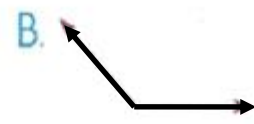
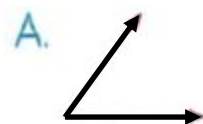
13. Yandaki şekilde açının ikinci kenarı dik açının içinde yer almaktadır. Bu açının çizgi modeli aşağıdakilerden hangisidir?



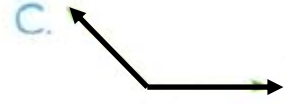
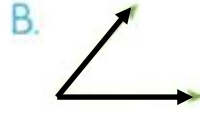
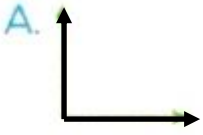
14. Aşağıda çizgi modeli verilen açılardan hangisi dar açıdır?



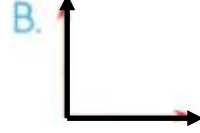
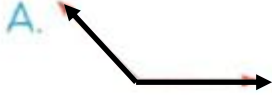
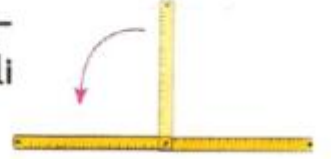
15. Yandaki şekilde açının ikinci kenarı, dik açının dışındadır. Bu açının çizgi modeli aşağıdakilerden hangisidir?



16. Aşağıda çizgi modeli verilen açılardan hangisi geniş açıdır?




17. Yandaki şekilde açının ikinci kenarı diğer kenarla aynı doğrultuda olup doğruyla çakışmaktadır. Bu açının çizgi modeli aşağıdakilerden hangisidir?



18. Aşağıda çizgi modelleri verilen açılardan hangisi doğru açıdır?




19. Aşağıdaki şekillerin hangisinin dik açısı vardır?



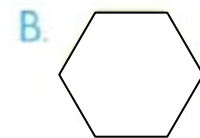
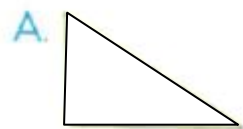
20. Aşağıdaki saatlerin hangisinde akrep ve yelkovan arasındaki açı dik açıdır?



21. Hangi düzlemsel şekilde dik, dar ve geniş açının üçü de vardır?



22. Aşağıdaki düzlemsel şekillerden hangisinin dik açısı yoktur?



23. Açıları genişliklerine göre büyükten küçüğe doğru sıralarsak hangisi doğru olur?

- A. doğru açı, geniş açı, dik açı, dar açı
- B. doğru açı, geniş açı, dar açı, dik açı
- C. dik açı, dar açı, geniş açı, doğru açı

-SÖZLÜK SIRALAMASI-

Kelimeleri sözlük sırasına göre sıralayalım.



2- 4 -1-3

... ..

... ..

... ..



... ..

... ..

... ..

... ..



... ..

... ..

... ..

... ..



... ..

... ..

... ..

... ..