
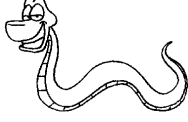



Aşağıdaki varlıkların adlarında "ı - l" sesinin geçtiği resimlerin altındaki kutucuğu işaretleyiniz.



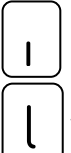
Handwriting practice line with a vertical stroke and a dot on the top line.

Handwriting practice line with a vertical stroke and a dot on the top line.

Handwriting practice line with a vertical stroke and a dot on the top line.

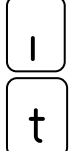
Handwriting practice line with a vertical stroke and a dot on the top line.

Heceleri oku ve yaz.



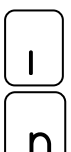
il

Handwriting practice line with the word 'il' and a dot on the top line.



it

Handwriting practice line with the word 'it it' and a dot on the top line.



in

Handwriting practice line with the word 'in in' and a dot on the top line.



ir

Handwriting practice line with the word 'ir ir' and a dot on the top line.



im

Handwriting practice line with the word 'im im' and a dot on the top line.



ik

Handwriting practice line with the word 'ik ik' and a dot on the top line.

Heceleri, kelimeleri oku ve heceleri yaz.

l
i

lı

lı lı

alı malı kıllı taralı kolalı karalı aralı

t
i

tı

tı tı

tika tira altı artı atı attı

n
i

ni

ni ni

anı kanı tanı arkanı altını atını

r
i

ri

ri ri

arı kari narı katarı

m
i

mi

mi mi

atamı altımı katımı arımı

k
i

ki

ki ki

kıta kına kira atkı katkı tika

t
n

tin

tin

altın atın attın tinme

l
k

lık

lık

anlık alık ılık atkılık

Heceleri, kelimeleri oku ve yaz.

ka rin
.....

ar tık
.....

a lır
.....

ta nıt
.....

tır nak
.....

A nıl
.....

ta rım
.....

ta nıt
.....

a kıt
.....

tır mık
.....

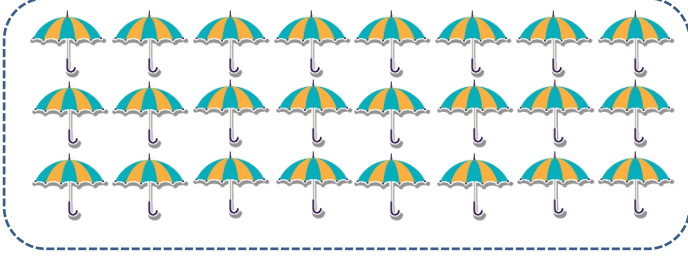
ta nır
.....

kal kık
.....


anıt - akıl - ılık - tırnak - takım - tırtıl -
karlı - kırık - tımar - martı - tatlı - ırmak -
tıkalı - Tarık - Akin - Namık - aralık - kırk -
karın - Anıl - altın - katlı - elmalı - tırmık -
arttı - kıllı - akıllı - tıkırtı - kıtlık - katık -
kiralık - kırmak - tattı - katır - kıtır - itir

ONLUK BİRLİK


1-) Aşağıdaki nesnelere onluk ve birliklerine ayırın.




..... Onluk ve Birlik




..... Onluk ve Birlik




..... Onluk ve Birlik



..... Onluk ve Birlik

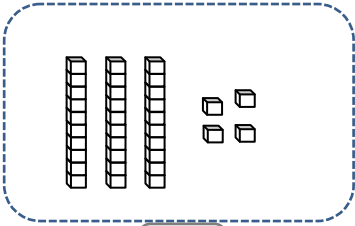


..... Onluk ve Birlik

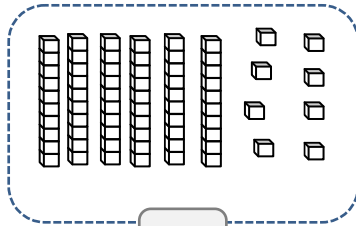


..... Onluk ve Birlik

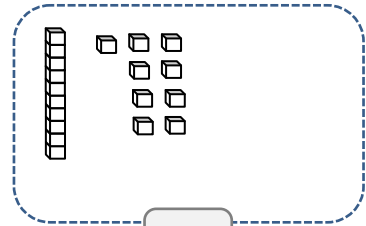
2-) Aşağıdaki onluk ve birlik bloklarının hangi sayıları oluşturduklarını altlarına yazın.



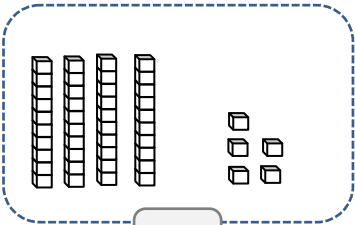
34



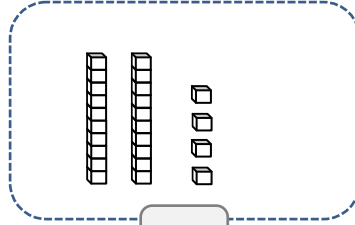
.....



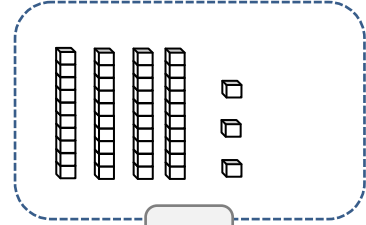
.....



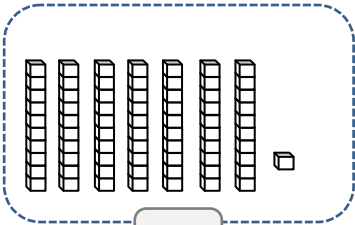
.....



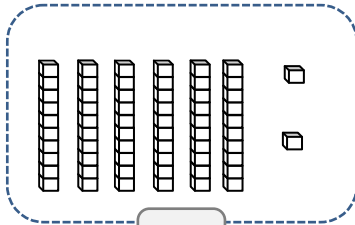
.....



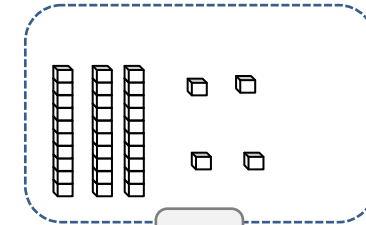
.....



.....



.....



.....